



Town of Medley

Office of Capital Projects & Development Services

7777 NW 72 Avenue, Medley FL 33166

Date:	July 26, 2014
Subject:	RFP for Construction of Interior Alterations to the Medley Municipal Services Facility (MMSF Police Department Expansion)
Solicitation Number:	RFP 2014-03
OCPDS Number:	PS-1301
Opening Date / Time:	July 29, 2014 at 2:00 PM (Changed by this Addendum to Thursday, July 31, 2014 at 2:00 PM)
ADDENDUM Number:	3

To all interested proposers:

The Town of Medley defines a solicitation “Addendum” as an addition to or amendment of the original terms, conditions, specifications, or instructions of a procurement solicitation (e.g. Invitation for Bids, Request for Proposals or Request for Qualifications), including but not limited to questions and answers, which are considered a material part of the solicitation.

Please note the following update:

Addendum 3 does the following:

Revises the Solicitations documents (additions shown underlined, ~~deletions strikethrough~~) as follows:

1. In Section 1 - Notice to Proposers:
 - a. In the first paragraph the submittal date for the proposal has been changed to **July 31, 2014 at 2:00 PM.**
2. Provides responses to additional Request for Information (RFI’s) submitted for the Project and issued to date.
3. Provides revised Structural drawing Sheet S-1 in response to RFI A3-015.
4. Provides technical specifications for the Vanberg Armor-Glaze system in response to RFI A3-017.



Town of Medley

Office of Capital Projects & Development Services

7777 NW 72 Avenue, Medley FL 33166

Except as clarified and amended by this Addendum, the terms, conditions, specifications, and instructions of the Solicitation RFP 2014-03 remain as originally written.

Thank you,

Jorge E. Corzo, PE CFM

Town Engineer / PIO

Town of Medley

Office of Capital Projects and Development Services

7777 NW 72nd Avenue, Room 143

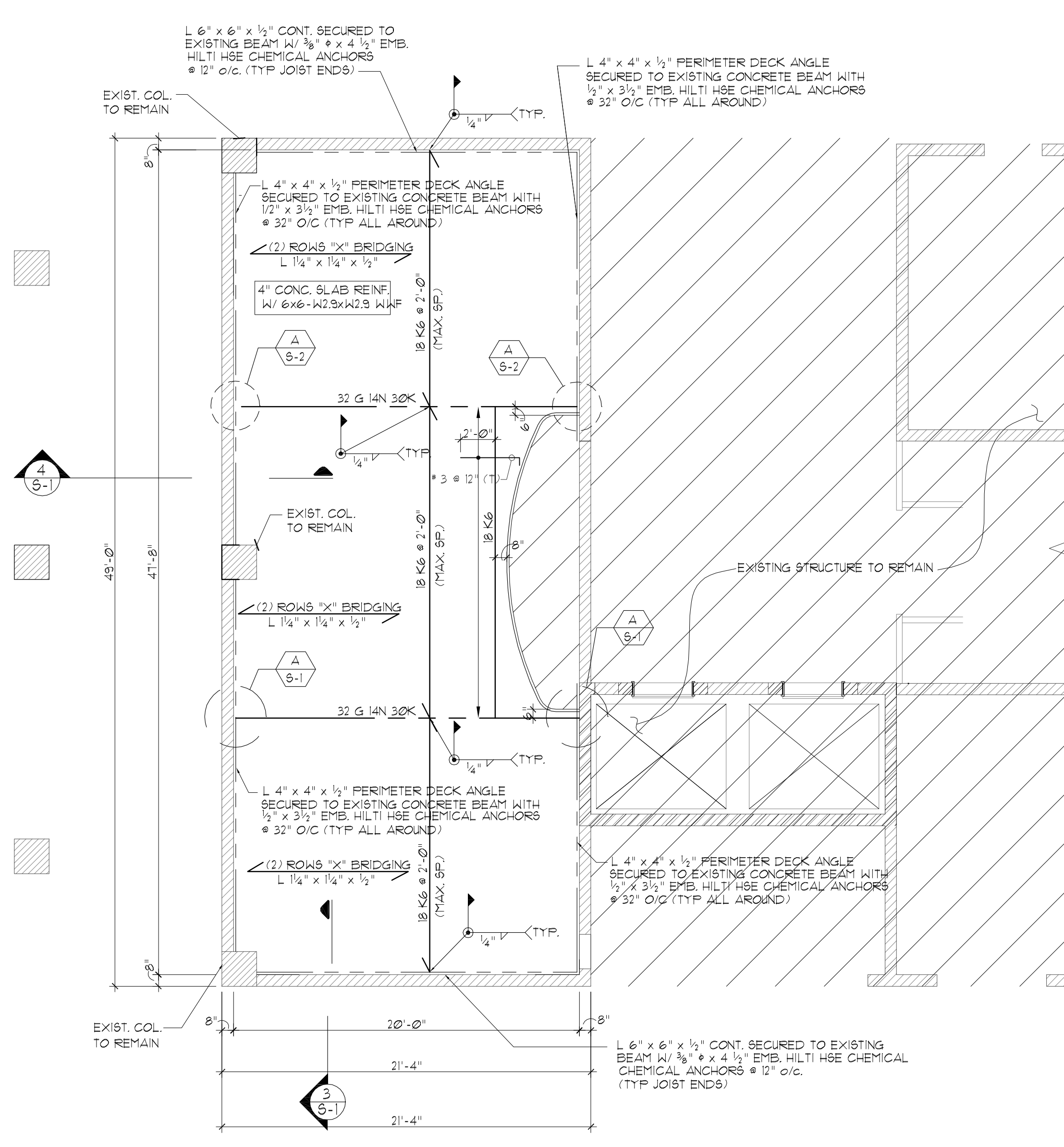
Medley, FL 33166

Phone (305) 887-9541 Ext. 143

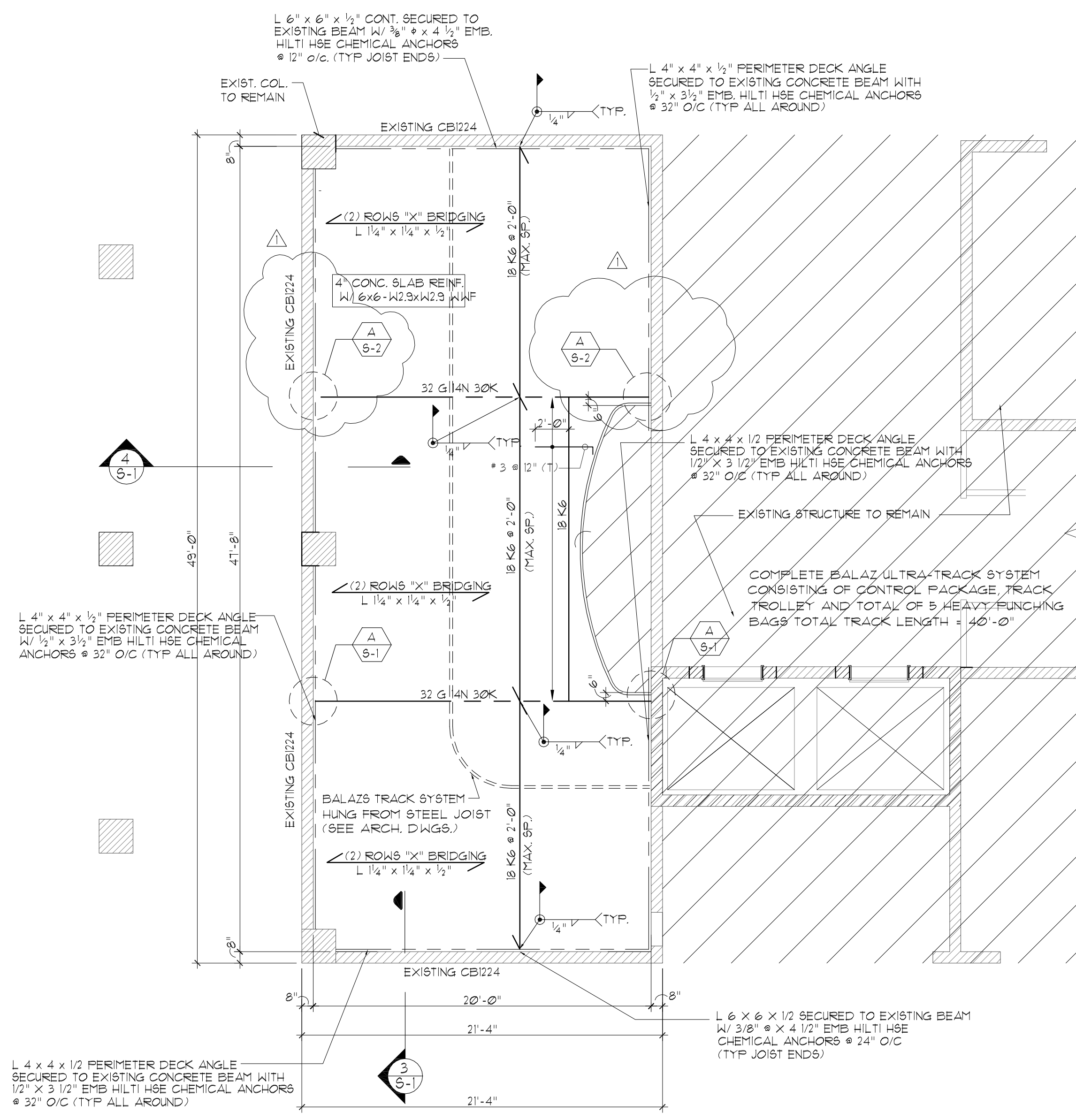

bidinfo@townofmedley.com

RFI No.	RFI Ref.	Question	Responses
A3-001	B-001	<i>Security was a concern mentioned at the pre-proposal meeting due to children presence during construction. Is the Contractor required to adhere to security measures such as the Jessica Lunsford Act or any other similar security measures?</i>	The requirements of the Jessica Lunsford Act are not applicable to this project. Town of Medley may implement its own security measurements such as conducting background checks and issuing ID tags for Contractor workforce
A3-002	L-013	<i>Please indicate if there are any prevailing wage determination of the project?</i>	Not applicable
A3-003	B-002, L-012	<i>Shall Davis Bacon requirement be application to the contract?</i>	Not required
A3-004	L-014	<i>Please indicate is there are an LEED certification required on the project. If so, which level of Certification.</i>	Not required
A3-005	L-015	<i>Is this a Buy American project? If so, which act of ARRA?</i>	Not applicable
A3-006	L-023	<i>Please confirm that all lockers shall be provided and installed by the owner.</i>	The Town of Medley will supply and install the lockers and filler panels.
A3-007	Y-003	<i>Can you provide the shop drawings for the Cat II glass in the lobby to be legalized, or will the Contractor need to attain?</i>	Shop drawings are not available
A3-009	B-003	<i>Architectural Floor Plan A-5 indicates what appears 4" CMU Block and Concrete Bench for Cells 1 and 2. The Structural drawings does not show any of these CMU/Concrete details. Please advise and also indicate the height of the privacy 4" CMU wall</i>	The height of the privacy wall is 4'-0". The wall consist of 4" block with #3 vertical reinforcing at 16" o.c. in grout filled cells. All block cells should be grouted. The bench consists of a 4" slab reinforced with wire mesh as shown on detail. Bench perimeter wall is 8" block with #5 vertical reinforcing at 24" o.c. in grout filled cells. Provide 2-#5 horizontal bars as shown on plans
A3-010	B-004	<i>Drawings mention that the Town of Medley will supply lockers. Will this include the filler panels also? If not, what material does the Town of Medley wants the panels to be manufactured?</i>	The Town of Medley will supply and install the lockers and filler panels.
A3-011	E-001	<i>Please confirm that new fire alarm devices are in bold symbols and existing to remain in are drawn light symbols</i>	Confirmed

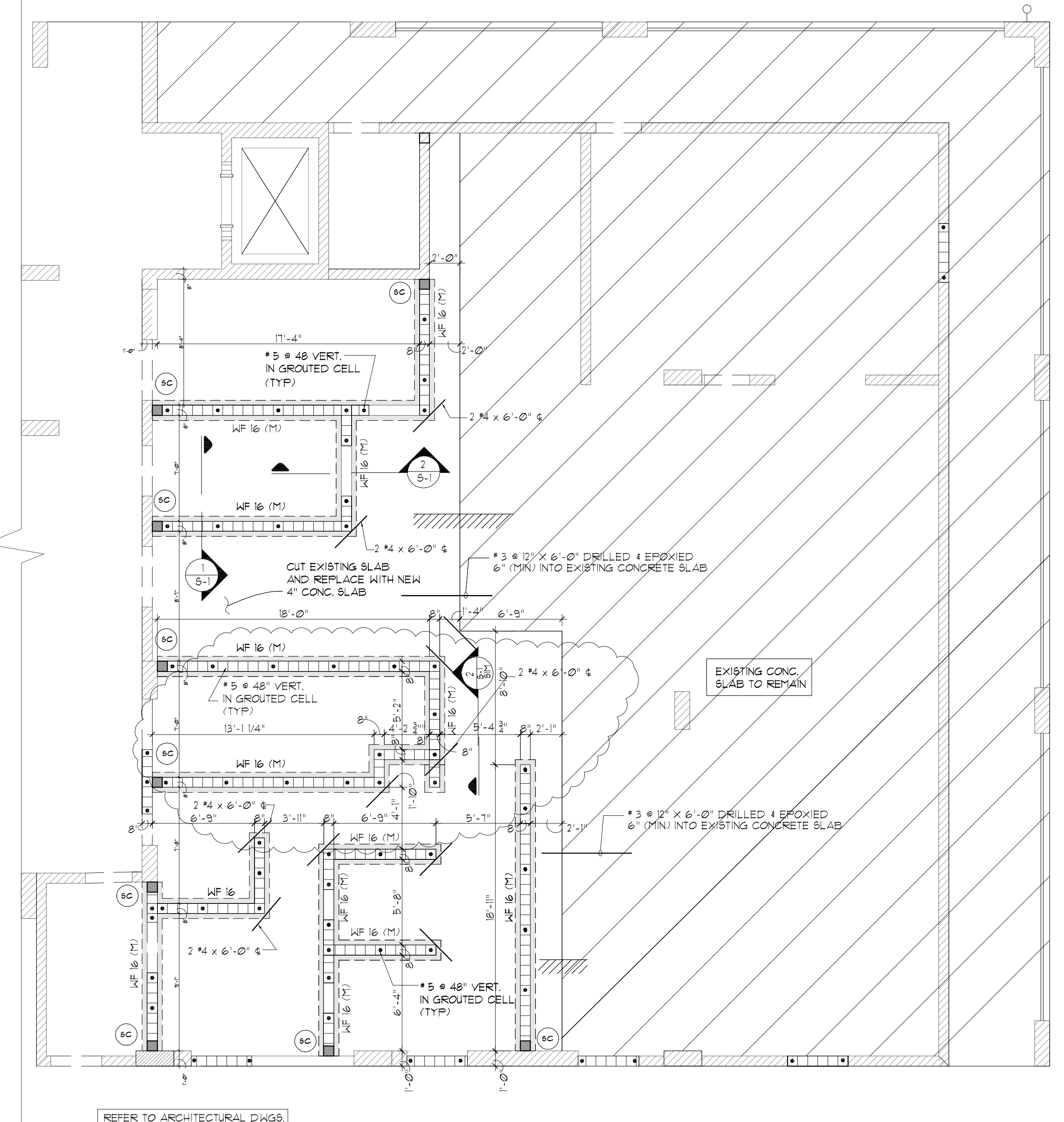
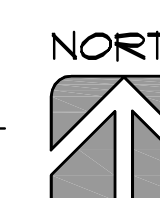
RFI No.	RFI Ref.	Question	Responses
A3-012	E-002	Provide location of security pool	Fire Alarm panel is located behind the elevator core. Access is through parking garage
A3-013	E-003	Lobby 118 calls for (3) fixtures on east part of room. Please clarify if new or existing	Lights are existing to remain
A3-014	E-004	Rooms 116, 117, 118 call for new fixtures tied to EM circuits. Are they night lights? Should they turn on with rest of fixtures? There is no relay shown	They are intended to be night lights
A3-015	B-005	There seem to be discrepancies between the structural and architectural drawings as follows;	Attached is revised Structural sheet S-1 addressing all discrepancies
		1. The electric drinking fountain niche seems to be approximately 14" off	
		2. Structural does not shown on the CMU wall continue to form the drinking fountain niche	
		3. Structural does not indicate 2 beams and CMU walls	
A3-016	B-006	Is there a detailed Finished Hardware Schedule for this project? The hardware schedule found on A-16.1 is not accurate and complete. Hardware set SH02 are for Doors 03, 06. The problem is that door 06 is a pocket door while hardware set SH01CELL are for doors 04, 05 and door 04 is for holdings cell while door 05 is for the Men's Locker. Please advise...	Hardware type SH01 is for doors # 03 & 04, Hardware type SH02 is for doors # 01 & 02, Hardware type SH03 is for doors #1-A (two doors). Hardware type SH04 is for door #1-B. The plans call for the Contractor to match the existing doors and hardware and to submit a complete schedule hardware schedule for the balance of the doors (doors #5 thru #26)
A3-017	E-005	Can you please provide specifications for the Epoxy Flooring and Wall Covering noted on the Finish Schedule? We have similar products but would like to confirm performance specifications meet the designed product	Attached are the specifications for the Armor-Glaze system by Vanberg. The plans call for the Armor-Glaze for the walls and the Armor-Slate for the floor




SECOND FLOOR FRAMING PLAN
SCALE: 3/16" = 1'-0"



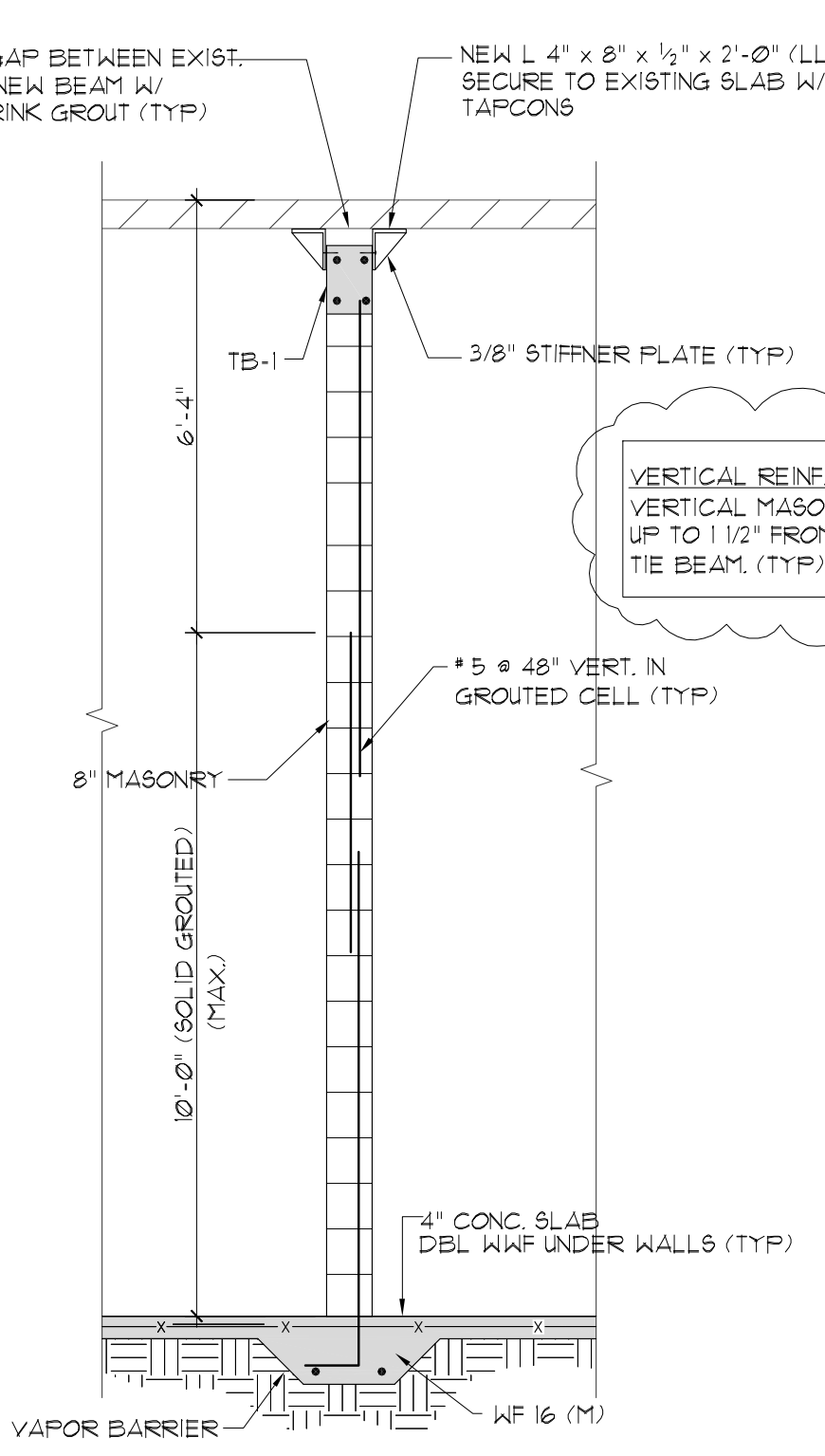
THIRD FLOOR FRAMING PLAN
SCALE: 3/16" = 1'-0"



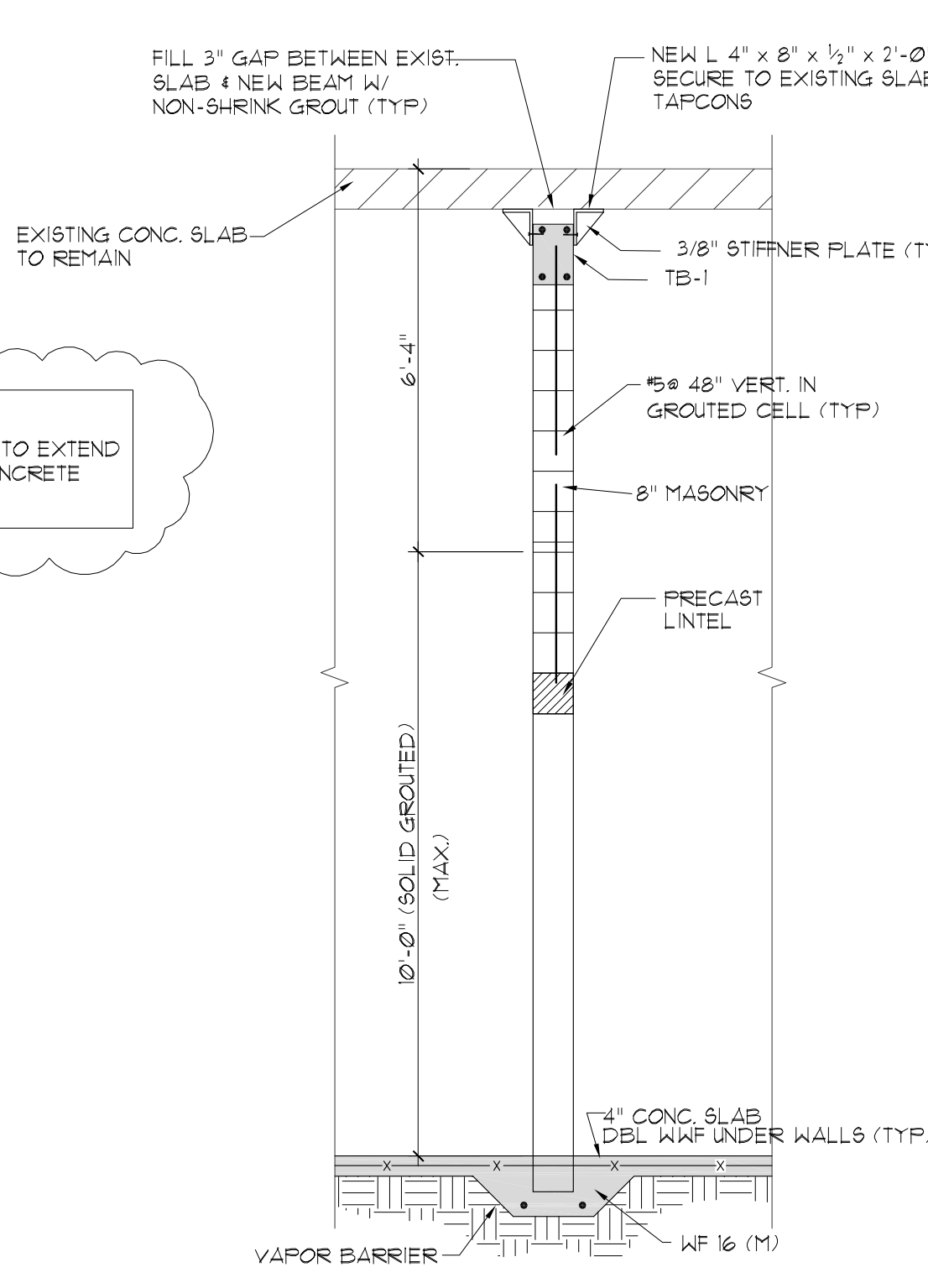
GROUND FLOOR FRAMING PLAN
SCALE: 3/16" = 1'-0"



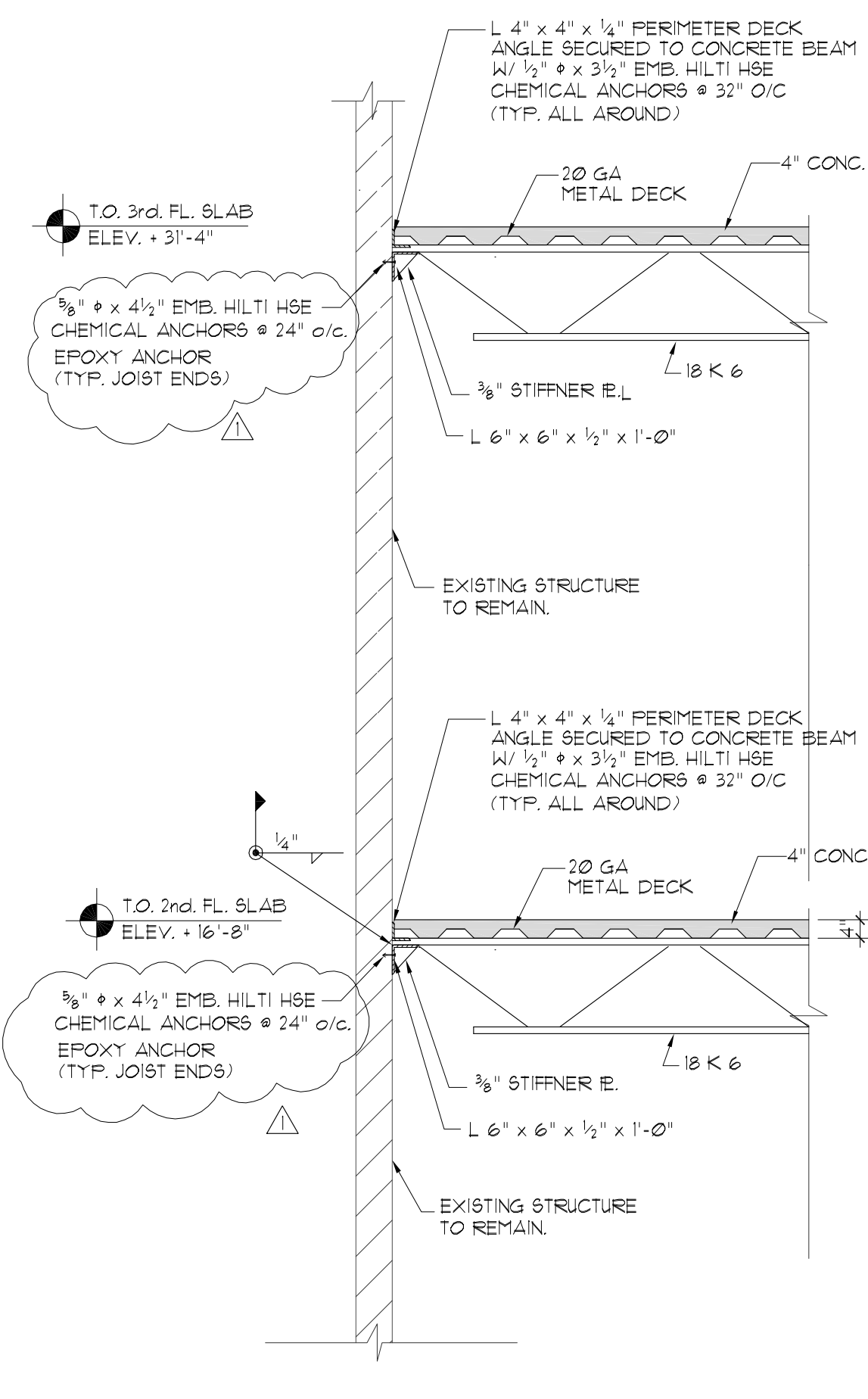
REFER TO ARCHITECTURAL DWGS. FOR DIMENSIONS & LAYOUT.



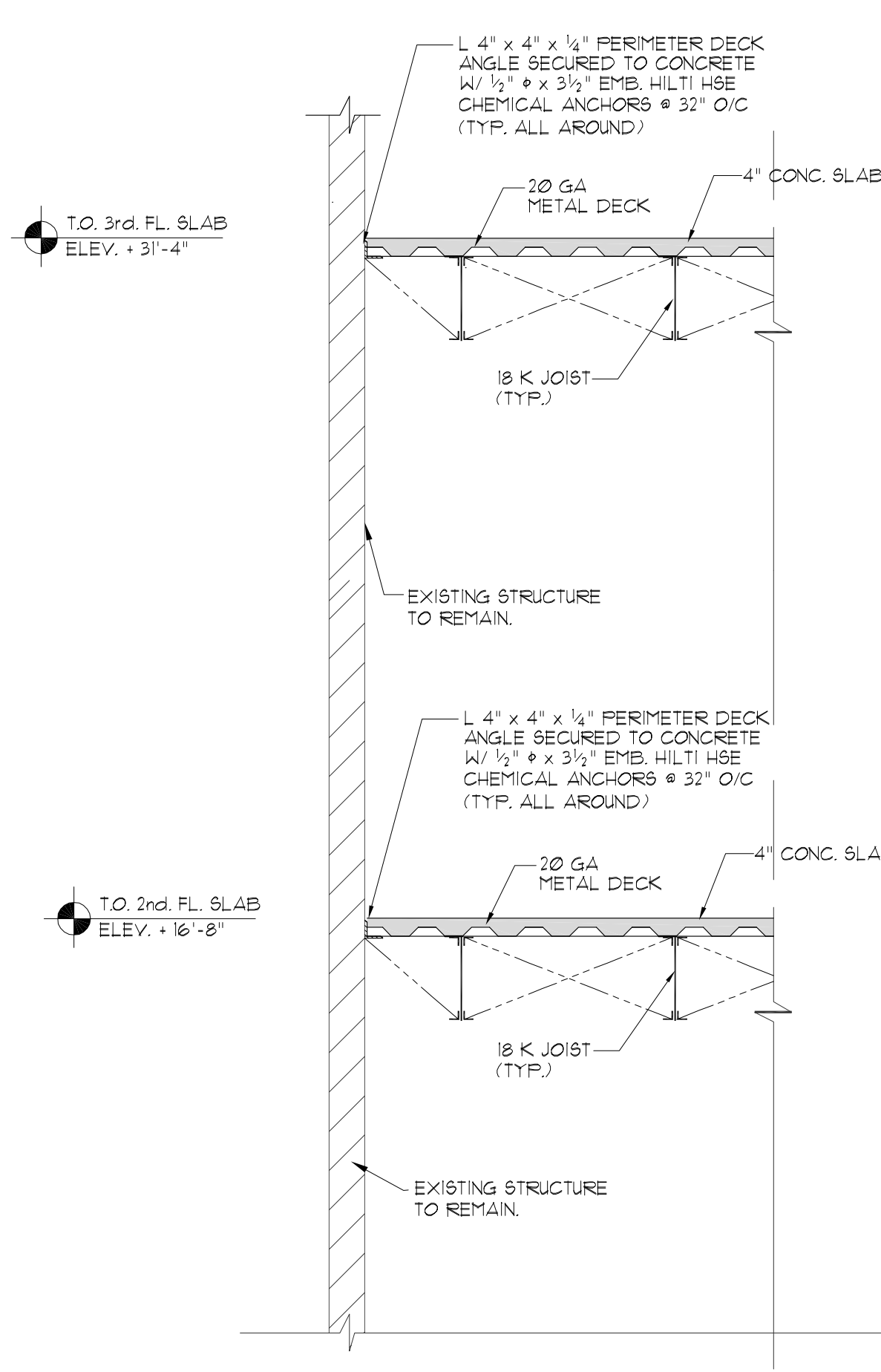
SECTION 1
SCALE: 3/8" = 1'-0"



SECTION 2
SCALE: 3/8" = 1'-0"



SECTION 3
SCALE: 3/8" = 1'-0"



SECTION 4
SCALE: 3/8" = 1'-0"

CAUTION: DO NOT SCALE DRAWINGS. DIMENSIONS NOTED ON PLAN CONTROL OVER SCALE AND MUST BE CORROBORATED WITH ARCHITECTURAL DWGS.

THESE PLANS ARE FOR BUILDING DEPARTMENT REVIEW. THEY ARE NOT TO BE CONSIDERED AS FINAL CONSTRUCTION DOCUMENTS UNTIL ALL BUILDING DEPARTMENT APPROVALS ARE OBTAINED AND COMMENTS INCORPORATED INTO THESE DWGS.

c & a engineers, inc.
Pablo J. Gonzalez, P.E., LEED AP BD+C (Structural)
10000 NW 7th Street, Miami, FL 33172
(305) 551-1313 Fax: (305) 551-1315
www.candae.com

REVISIONS	BY
Δ BLDG DEPT. 05-02-14	P.J.C.

Date	
Scale	
Drawn	
Job	
Sheet	S-1
Of	Sheets

Rodriguez Pereira Architects, Inc.
8000 NW 7th Street, Suite 103 - Miami, FL 33126
Phone: (305) 592-8045 FAX: (305) 592-3756
WWW.RODRIGUEZPEREIRA.COM

INTERIOR ALTERATIONS FOR:
The Town of Medley - Florida
Municipal Services Facility
Owner: The Town of Medley
7777 NW 72nd Avenue
Medley, FL 33166 Phone: (305) 887-9541



VANBERG

SPECIALIZED COATINGS


"Products and Systems for the Coatings Industry Since 1989"

ARMOR-GLAZE WALL COATING SYSTEMS WITH MICROBE-X 'ANTI-MICROBIAL' ADDITIVE

ARMOR-GLAZE is a seamless and joint-free epoxy coating system designed for tough environments. This sanitary heavy build epoxy coating provides superior chemical and abrasion resistance and is easy to keep clean.

When combined with MICROBE-X anti-microbial additive, ARMOR-GLAZE provides protection from a wide range of fungi and bacteria. ARMOR-GLAZE is U.S.D.A. approved for incidental food contact use.

ARMOR-GLAZE can be finish coated with V-THANE urethane or EPO-KOTE water-based urethane wall coat for the ultimate chemical, stain and UV light resistance.



ARMOR-GLAZE After



Before



Dairies



Car Washes




Food Processing



Manufacturing



Veterinary




Kennels



Lavatories



Institutional




MEDIUM DUTY ARMOR-GLAZE WALL SYSTEMS

Medium duty systems are used where a higher level of protection and performance are required. These systems range in thickness from 20 to 23 mils. This wall coating is ideal for medium duty exposure areas.

Applications:

- Dairy Facilities
- Docks
- Research labs and hallways
- **Prison cells**
- Healthcare facilities
- Manufacturing
- Car washes
- Kennels



HEAVY DUTY ARMOR-GLAZE WALL SYSTEMS

Heavy duty systems are used where a maximum level of wear protection is essential. These systems combine the unique VSC FIBER MAT to range in thickness from 60 to 100 mils. This system fills and levels wall variations to produce a uniform seamless coating.

Applications:

- Dairy Facilities
- Veterinary hospitals
- Meat and poultry processing
- Slaughterhouses
- Chemical labs
- Beverage manufacturing
- Pulp and paper mills